
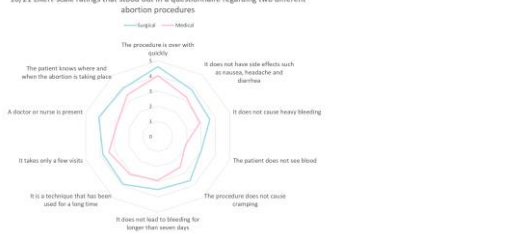

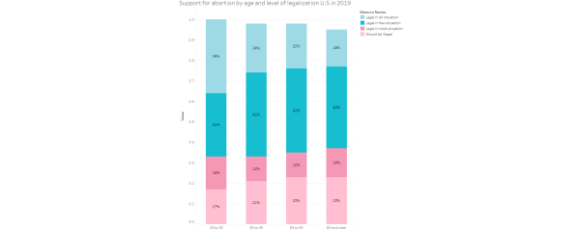
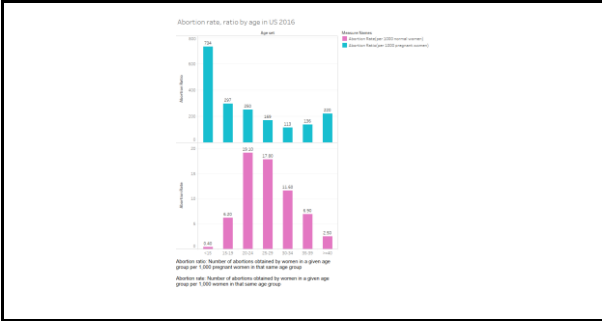


# Group project featuring various visualisations of abortion data

Module 8 Data: From the Sources to the Senses, Data Visualization, 09/06/2020

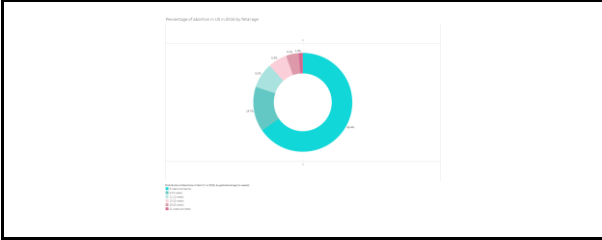
Cedric Omtzigt (s2145588), Patrick Nam (s2032155), Arno de Vries (s1839896), Nathalie Kamp (s2185105) & Finlay Beunk (s2129736)

<p><b>Abortion is among the safest medical procedures.</b>            &lt;0.3% of patients experience complications that require them to be hospitalized            Chance of death is &lt;0.00001% or 1 in 100,000 procedures</p> <p><b>Abortion does not impair fertility.</b>            directly affect the risk for breast cancer, directly affect mental health issues.</p> <p><b>Unsafe abortions persist.</b>            Having one can result in health implications or even maternal death.            It is estimated that between 2010 and 2014, worldwide:            25,100,000 abortions per year were unsafe, of which 97% occurred in developing countries.</p> <p><b>Grounded by the legal status of abortion.</b>            The countries with highly restrictive abortion laws featured the most unsafe abortions and vice versa.</p> <p><b>The procedures are not readily available everywhere.</b>            Regarding the united states:            While abortion is legal in all 50 states it can be hard to access.            As of April 2020, the view on abortion in the U.S.A. consists of            29 states who demonstrate hostility            6 states who are on the middle-ground            15 states who are supportive</p> <p><b>Sources:</b></p> <p><b>Facts on abortion</b></p> 	<p><b>Subtopic 1: Abortion Methods; Vis 1</b>  <i>Made with Affinity Designer</i></p> <p>Ganatra, B., Gerds, C., Rossier, C., Johnson, B., Tunçalp, Ö., Assifi, A., Sedgh, G., Singh, S., Bankole, A., Popinchalk, A., Bearak, J., Kang, Z. and Alkema, L., 2017. <i>Global, Regional, And Subregional Classification Of Abortions By Safety, 2010–14: Estimates From A Bayesian Hierarchical Model.</i> [online] NCBI. Available at: &lt;<a href="https://www.ncbi.nlm.nih.gov/pmc/articles/PMC5711001/">https://www.ncbi.nlm.nih.gov/pmc/articles/PMC5711001/</a>&gt; [Accessed 8 June 2020].</p> <p>Nash, E., 2019. <i>State Abortion Policy Landscape: From Hostile To Supportive.</i> [online] Guttmacher Institute. Available at: &lt;<a href="https://www.guttmacher.org/article/2019/08/state-abortion-policy-landscape-hostile-supportive">https://www.guttmacher.org/article/2019/08/state-abortion-policy-landscape-hostile-supportive</a>&gt; [Accessed 8 June 2020].</p> <p>Swica, Y., 2009. <i>Modern Methods Of Abortion.</i> [online] Journal Watch. Available at: &lt;<a href="https://www.jwatch.org/wh200906040000001/2009/06/04/modern-methods-abortion">https://www.jwatch.org/wh200906040000001/2009/06/04/modern-methods-abortion</a>&gt; [Accessed 8 June 2020].</p>	
<p>30/21 Likert-scale ratings that stood out in a questionnaire regarding two different abortion procedures</p>  <p>Legend: ——— logical ——— idealist</p> <p>It does not have side effects such as nausea, headache and dizziness</p> <p>It does not cause heavy bleeding</p> <p>The patient does not see blood</p> <p>The procedure does not cause cramping</p> <p>It does not lead to bleeding for longer than seven days</p> <p>It is a technique that has been used for a long time</p> <p>It takes only a few visits</p> <p>A doctor or nurse is present</p> <p>The patient knows where and when the abortion is taking place</p> <p>The procedure is over with quickly</p>	<p><b>Subtopic 1: Abortion Methods; Vis 2</b>  <i>Made with Excel</i></p> <p>2001. <i>Choice Of And Satisfaction With Methods Of Medical And Surgical Abortion Among U.S. Clinic Patients.</i> [ebook] Guttmacher institute, pp.212-216. Available at: &lt;<a href="https://www.guttmacher.org/journals/psrh/2001/09/choice-and-satisfaction-methods-medical-and-surgical-abortion-among-us-clinic">https://www.guttmacher.org/journals/psrh/2001/09/choice-and-satisfaction-methods-medical-and-surgical-abortion-among-us-clinic</a>&gt; [Accessed 8 June 2020].</p>	
<p>Method of abortion practiced, classified by percentage of countries per region.</p>  <p>Legend: Oceania, North America, Latin America, Europe, Asia, Africa</p> <p>Methods: Mifepristone only, Combination mifepristone-misoprostol, Dilatation and evacuation, Vacuum aspiration</p>	<p><b>Subtopic 1: Abortion Methods; Vis 3</b>  <i>Made with Excel</i></p> <p>In source click on dropdown: Clinical and service-delivery, Aspects of abortion care &gt; methods and choose method to inspect.            World Health Organization. n.d. <i>The Global Abortion Policies Database.</i> [online] Available at: &lt;<a &gt;https:="" 117="" 486="" 665="" 797"="" ?mapq="&gt; [Accessed 8 June 2020].&lt;/p&gt; &lt;/td&gt; &lt;/tr&gt; &lt;tr&gt; &lt;td data-bbox=" abortion-policies.srhr.org="" href="https://abortion-policies.srhr.org/?mapq="> <p>Support for abortion by age and level of legalization U.S. in 2019</p>  <p>Legend: Strongly oppose, Oppose, Support, Strongly support</p> <p>Age groups: 18-29, 30-39, 40-49, 50-59, 60-69, 70+</p> <p>Legalization levels: Very strict, Strict, Moderate, Lenient, Very lenient</p> </a></p>	<p><b>Subtopic 2: Demographics; Vis 1</b>  <i>Made with tableau</i></p> <p>Duffin, E., 2020. <i>Abortion: Support By Age And Level Of Legalization U.S. 2019   Statista.</i> [online] Statista. Available at: &lt;<a href="https://www.statista.com/statistics/1079504/abortion-support-age-level-legalization-us/">https://www.statista.com/statistics/1079504/abortion-support-age-level-legalization-us/</a>&gt; [Accessed 1 June 2020].</p>



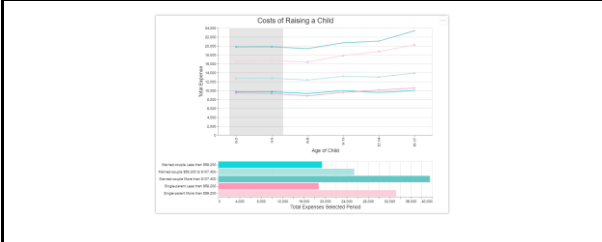
**Subtopic 2: Demographics; Vis 2**  
*Made with tableau*

Jatlaoui, T., Eckhaus, L., Mandel, M., Nguyen, A., Oduyebo, T., Petersen, E. and Whiteman, M., 2019. *Abortion Surveillance — United States, 2016*. [online] Centers for Disease Control and Prevention. Available at: <<https://www.cdc.gov/mmwr/volumes/68/ss/ss6811a1.htm>> [Accessed 1 June 2020].



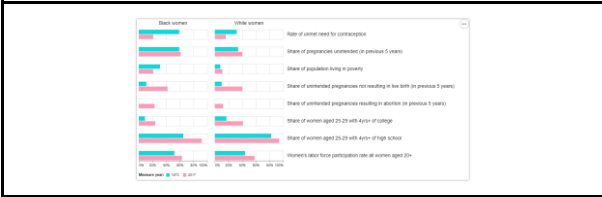
**Subtopic 2: Demographics; Vis 3**  
*Made with tableau*

Elflein, J., 2019. *Gestational Age Of Abortions U.S. 2016 | Statista*. [online] Statista. Available at: <<https://www.statista.com/statistics/1071200/gestational-age-abortions-us-distribution/>> [Accessed 1 June 2020].



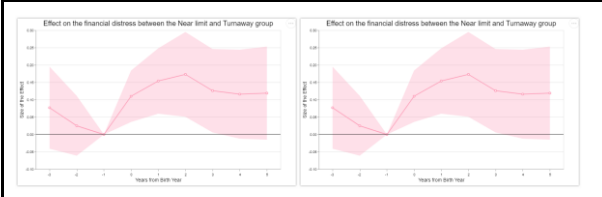
**Subtopic 3: Abortion and Economics; Vis 1**  
*Made with Vega Lite*

Lino, M., Kuczynski, K., Rodriguez, N., and Schap, T. (2017). Expenditures on Children by Families, 2015. [pdf] Miscellaneous Publication No. 1528-2015. U.S. Department of Agriculture, Center for Nutrition Policy and Promotion. Available at: <[https://fnsp.prod.azureedge.net/sites/default/files/crc2015\\_March2017.pdf](https://fnsp.prod.azureedge.net/sites/default/files/crc2015_March2017.pdf)> [Accessed 1 June 2020].



**Subtopic 3: Abortion and Economics; Vis 2**  
*Made with Vega Lite*

Bernstein, A. and Jones, K., 2019. *The Economic Effects Of Abortion Access: A Review Of The Evidence*. [online] Institute for Women's Policy Research. Available at: <<https://iwpr.org/publications/economic-effects-abortion-access-report/>> [Accessed 8 June 2020].



**Subtopic 3: Abortion and Economics; Vis 3**  
*Made with Vega Lite*

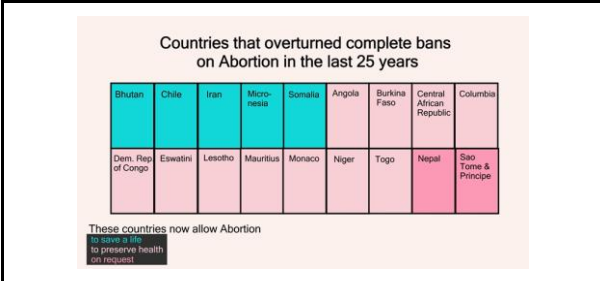
Miller, S., Wherry, L. and Foster, D., 2020. *The Economic Consequences Of Being Denied An Abortion*. [online] NBER. Available at: <<https://www.nber.org/papers/w26662>> [Accessed 8 June 2020].



**Subtopic 4: Abortion Law; Vis 1**  
*Made with After Effects*

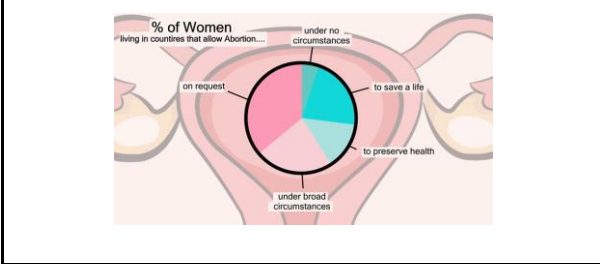
Center for Reproductive Rights. 2020. *The World's Abortion Laws | Center For Reproductive Rights*. [online] Available at: <[https://reproductiverights.org/worldabortionlaws?category\[325\]=325](https://reproductiverights.org/worldabortionlaws?category[325]=325)> [Accessed 8 June 2020].

SVG map used by Wikimedia Commons ([https://commons.wikimedia.org/wiki/File:World\\_map\\_\(Miller\\_cylindrical\\_projection,\\_blank\).svg](https://commons.wikimedia.org/wiki/File:World_map_(Miller_cylindrical_projection,_blank).svg))



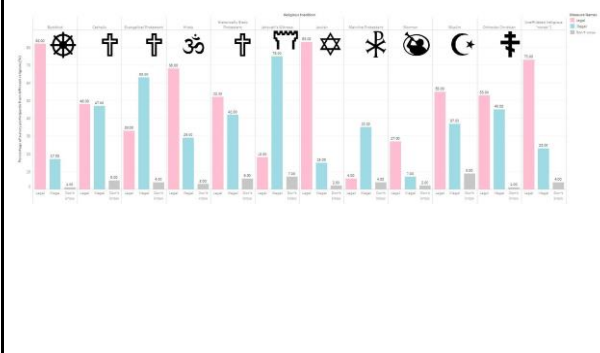
**Subtopic 4: Abortion Law; Vis 2**  
*Made with After Effects*

2019. *Accelerating Progress: Liberalization Of Abortion Laws Since ICPD.* [pdf] Available at: <<https://reproductiverights.org/document/worlds-abortion-laws-supplemental-publications>> [Accessed 8 June 2020].



**Subtopic 4: Abortion Law; Vis 3**  
*Made with After Effects.*

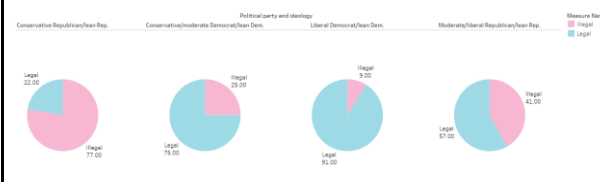
2019. *By The Numbers: The Legal Status Of Abortion Worldwide.* [pdf] Available at: <<https://reproductiverights.org/document/worlds-abortion-laws-supplemental-publications>> [Accessed 8 June 2020].



**Subtopic 5: Public Opinion on Abortion; Vis 1**  
*Made with Tableau and Adobe Illustrator*

Pew Research Center's Religion & Public Life Project. n.d. *Views About Abortion.* [online] Available at: <<https://www.pewforum.org/religious-landscape-study/views-about-abortion/>> [Accessed 8 June 2020].

Image Sources:  
 Buddhist Symbol: Buddhist icon by Icons8  
 Catholic, Evangelical Protestant & Historically Black Protestant: Cross icon by Icons8  
 Hindu Symbol: Om icon by Icons8  
 Jehova's Witness Symbol: clipart-library.com ( <http://clipart-library.com/clipart/1966074.htm> )  
 Jewish Symbol: Star of David icon by Icons8  
 Mainline Protestant Symbol: clipartbest.com ( <http://www.clipartbest.com/clipart-nTBXqGzbc> )  
 Muslim Symbol: Moon Star icon by Icons8  
 Orthodox Christian Symbol: clipartbest.com ( <http://www.clipartbest.com/clipart-icx7z7oyi> )



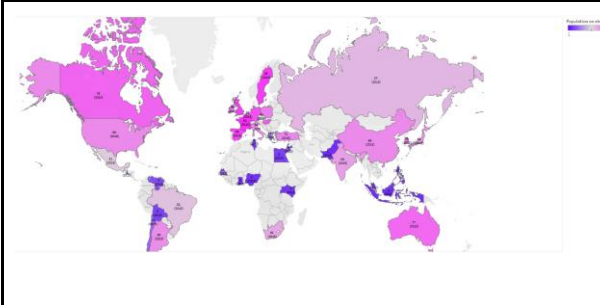
**Subtopic 5: Public Opinion on Abortion; Vis 2**  
*Made with Tableau*

Pew Research Center's Religion & Public Life Project. n.d. *Public Opinion On Abortion.* [online] Available at: <<https://www.pewforum.org/fact-sheet/public-opinion-on-abortion/>> [Accessed 8 June 2020].



**Subtopic 5: Public Opinion on Abortion; Vis 3**  
*Made with Tableau*

Pew Research Center's Religion & Public Life Project. n.d. *Public Opinion On Abortion.* [online] Available at: <<https://www.pewforum.org/fact-sheet/public-opinion-on-abortion/>> [Accessed 8 June 2020].



**Subtopic 5: Public Opinion on Abortion; Vis 4**  
*Made with Tableau*

2015. *Global Attitudes On Abortion Collected For Buzzfeed.* [pdf] Ipsos. Available at: <<https://www.ipsos.com/sites/default/files/2016-06/047.2-G%40-Abortion-july-2015.pdf>> [Accessed 8 June 2020].

Pew Research Center's Global Attitudes Project. 2014. *Global Views On Morality.* [online] Available at: <<https://www.pewresearch.org/global/2014/04/15/global-morality/table/abortion/>> [Accessed 8 June 2020].

Statista. 2014. *Global Views On Abortion 2013 | Statista.* [online] Available at: <<https://www.statista.com/statistics/297281/global-views-on-abortion/>> [Accessed 8 June 2020].