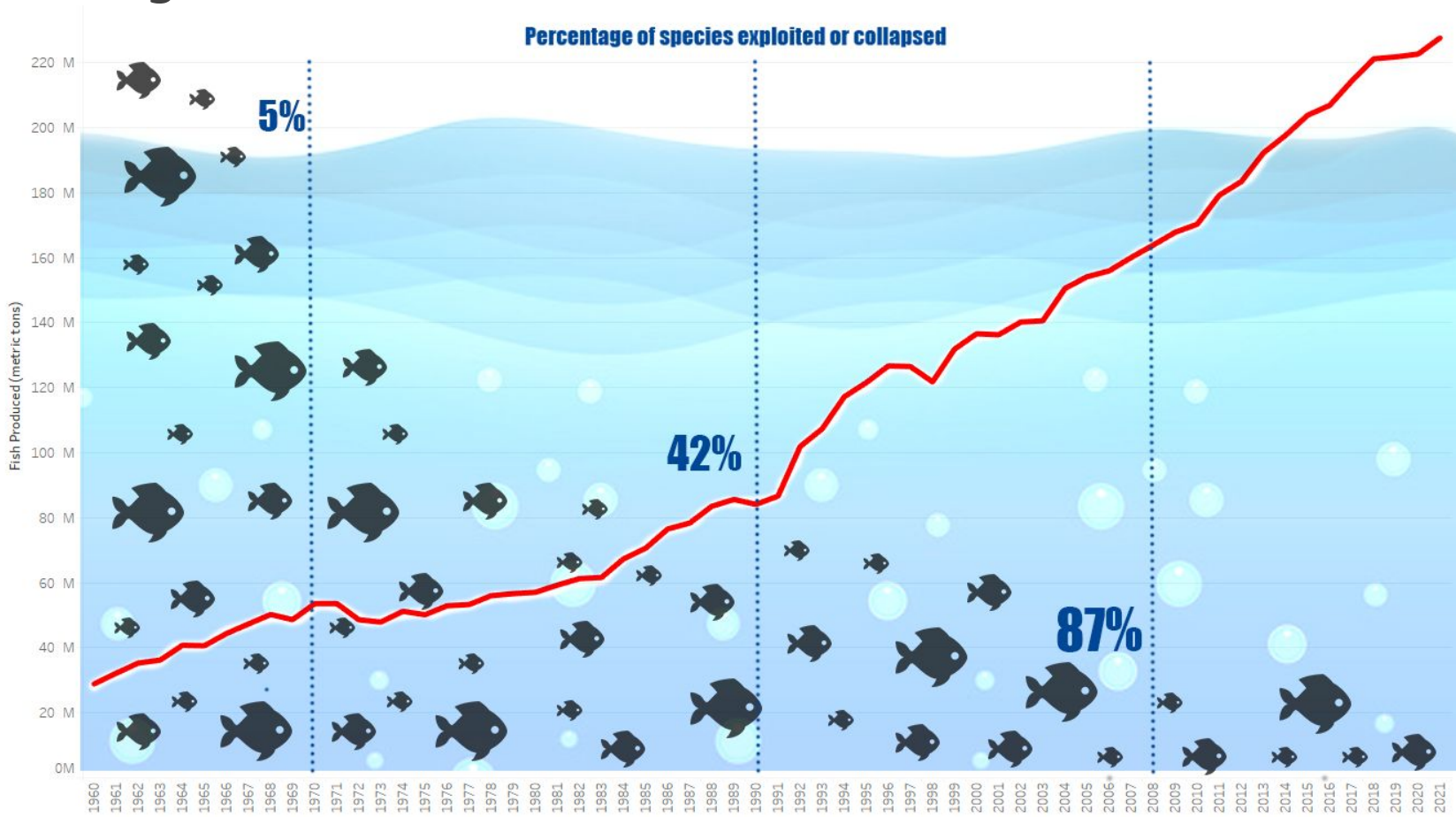


DataFish Presentation

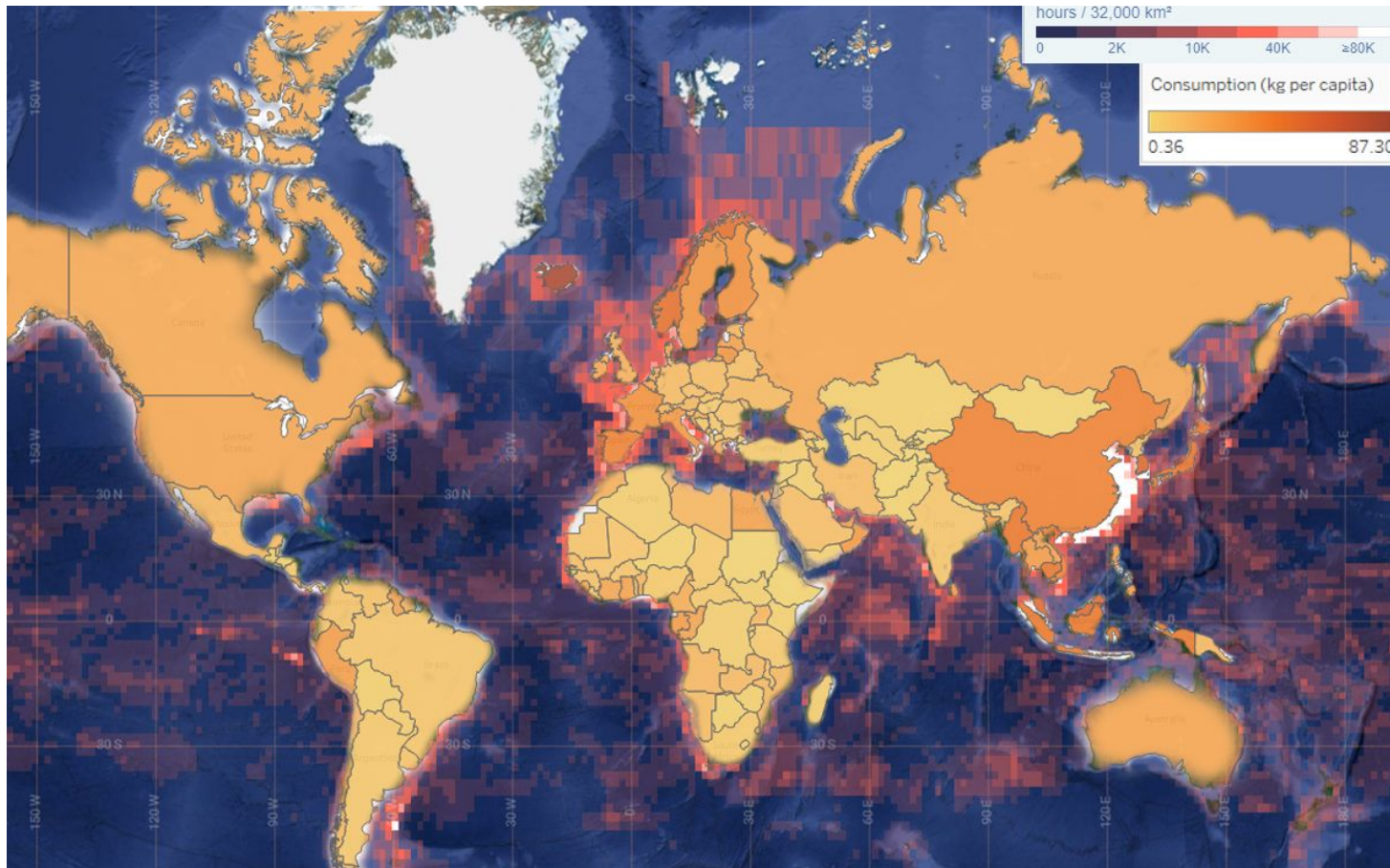
Members:
Gina van der Meijden, Victor Ploeger, Patrick Botz,
Victoria Manchuk, Leeza Adil, Simon Wong




Fishing Production WorldWide (metric tons), Per Year



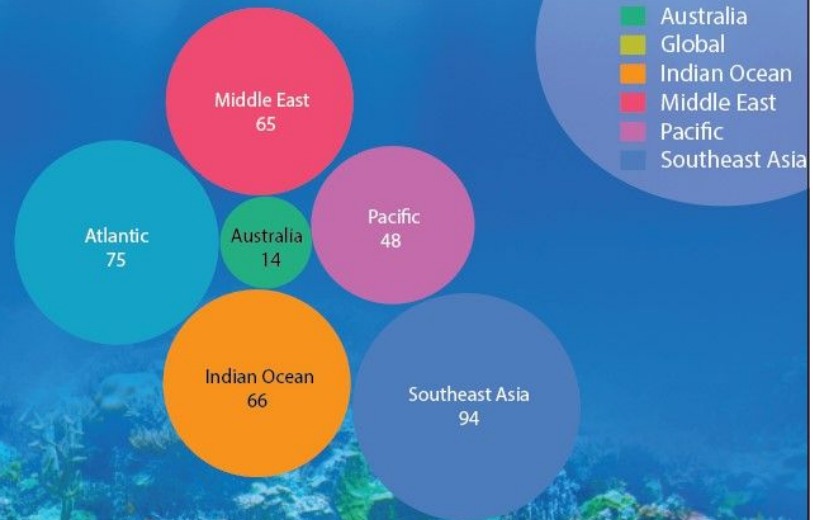
Fishing Consumption (per country) vs Fishing Activity, 2020



% of coral reef area in marine protected areas (MPAs) as of 2011, by region



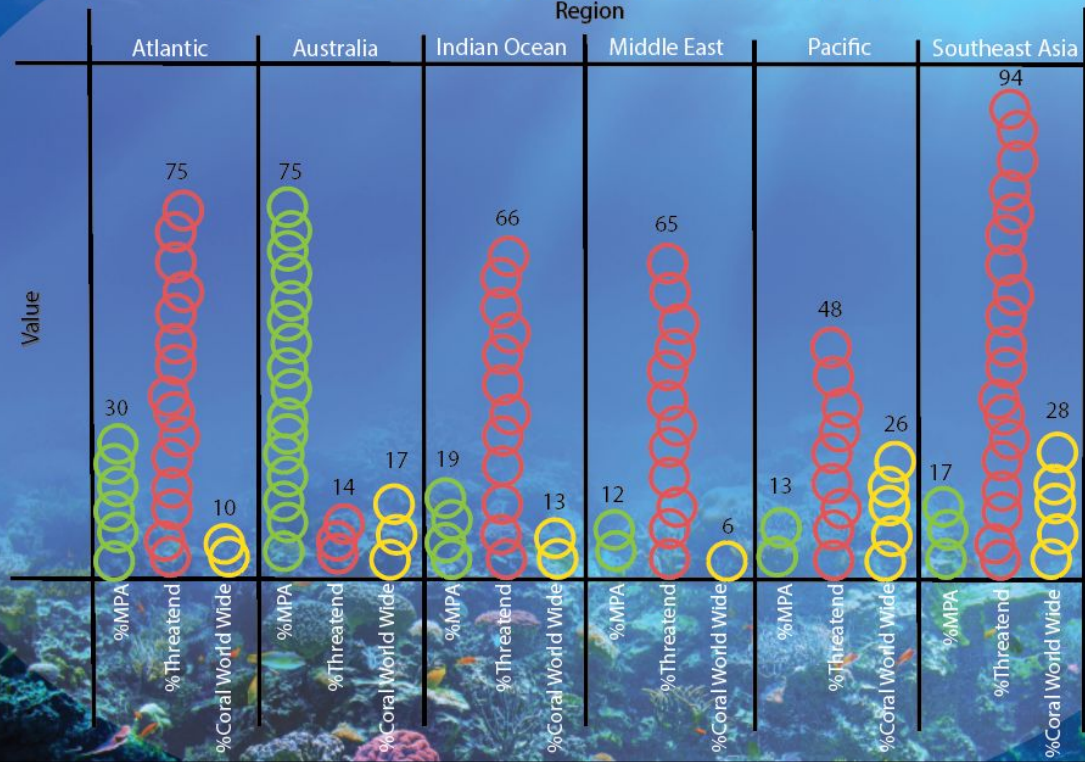
% of coral reef area threatened as of 2011, by region



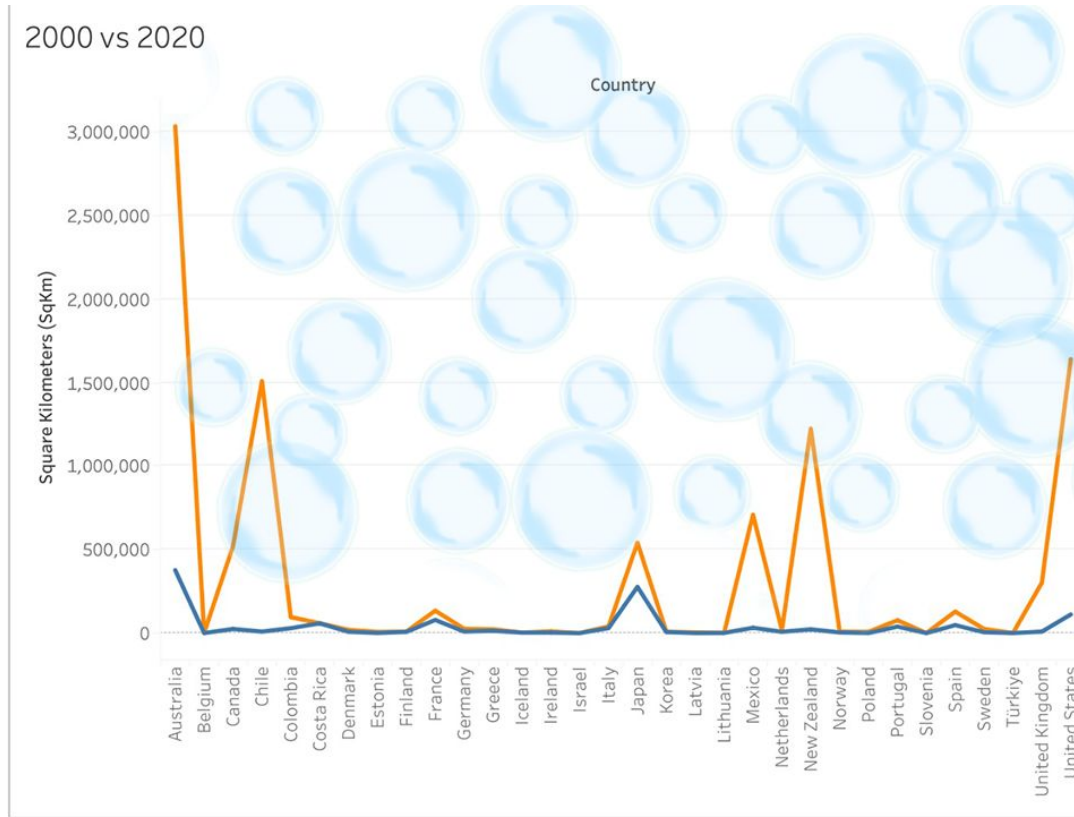
Region

- Atlantic
- Australia
- Global
- Indian Ocean
- Middle East
- Pacific
- Southeast Asia

% of coral in MPA and % of coral Threatend compared to the World Wide amount of coral as of 2011 by region

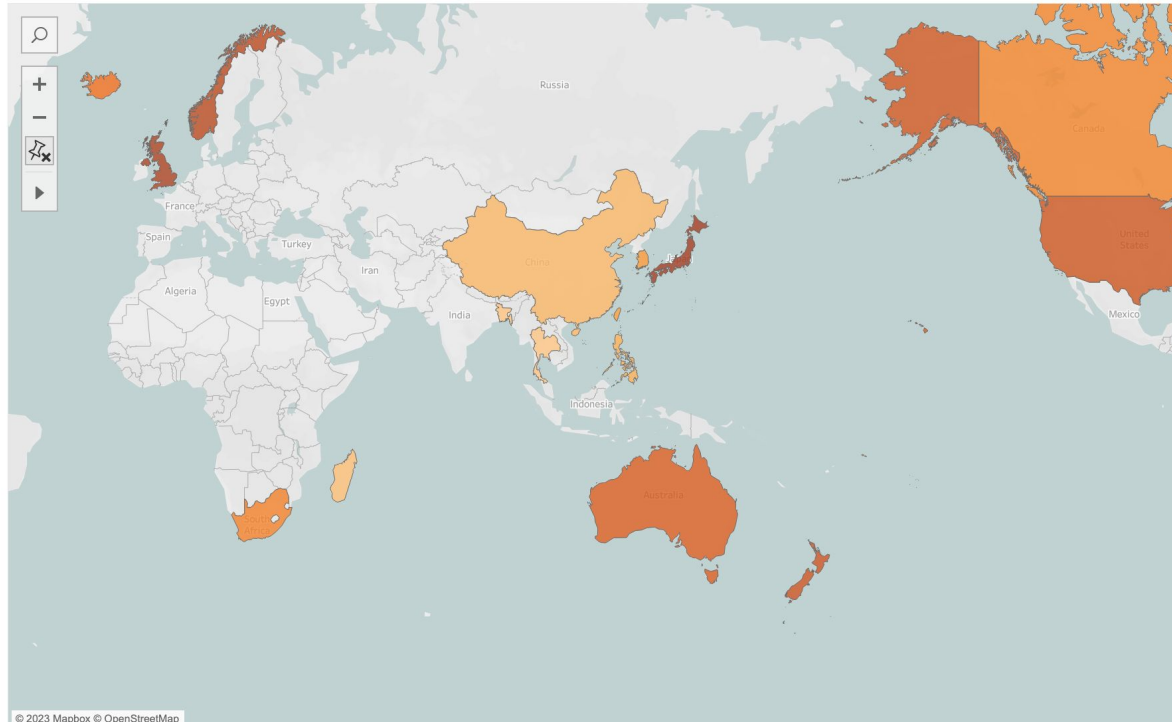


Total Marine Protected Area (SqKm)




Exclusive Economic Zones

Percentage of exclusive economic zones (EEZ) 2020



Global export of live oriental fish in 2020 in M\$



- Japan
- Indonesia
- Singapore
- Netherlands
- Thailand
- Czechia
- UK
- Sri Lanka
- Spain
- Colombia
- United States of America
- Israel
- Germany
- Vietnam
- Brazil
- Australia

Lifespan of aquarium animals



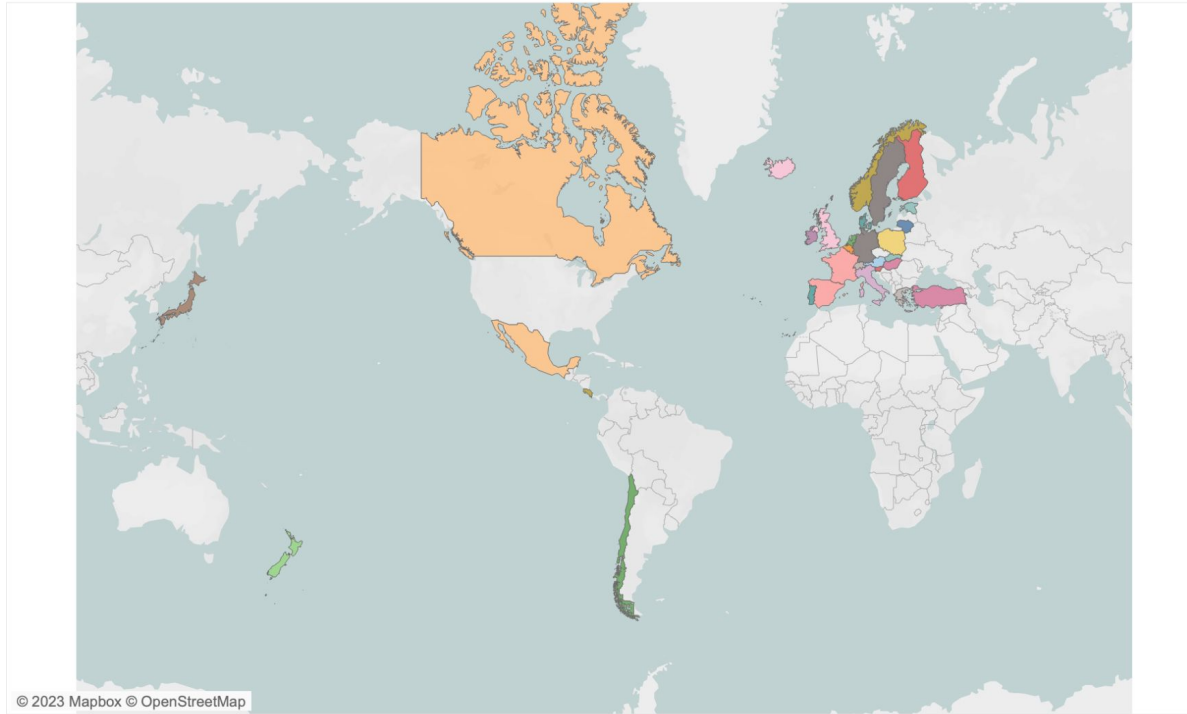
● Black tip reef shark ● Clark's clown ● Cuttlefish ● Deep sea isopod

● Diamond butterfly fish ● Giant Pacific octopus ● Leptogorgia sp. ● Marsh killfish

● Neon goby ● Photoblepharon flashlight fish ● Ocellaris clownfish ● Orbicularis clownfish

● Slipper lobster ● Sailfin tang ● Squirellfish ● Tiger cowry


Countries with threatened fish species



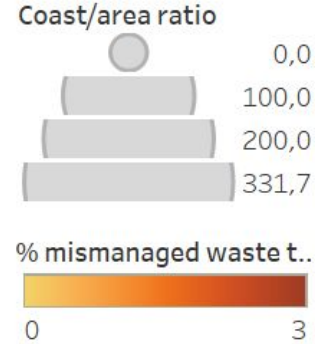
- Countries
- AUSTRIA
 - BELGIUM
 - CANADA
 - CHILE
 - COSTA RICA
 - DENMARK
 - ESTONIA
 - FINLAND
 - FRANCE
 - GERMANY
 - GREECE
 - HUNGARY
 - ICELAND
 - IRELAND
 - ITALY
 - JAPAN
 - LITHUANIA
 - LUXEMBOURG
 - MEXICO
 - NETHERLANDS
 - NEW ZEALAND
 - NORWAY
 - POLAND
 - PORTUGAL
 - SLOVAKIA
 - SLOVENIA
 - SPAIN
 - SWEDEN
 - SWITZERLAND
 - TURKEY
 - UK

Threatened Fish Species in South America

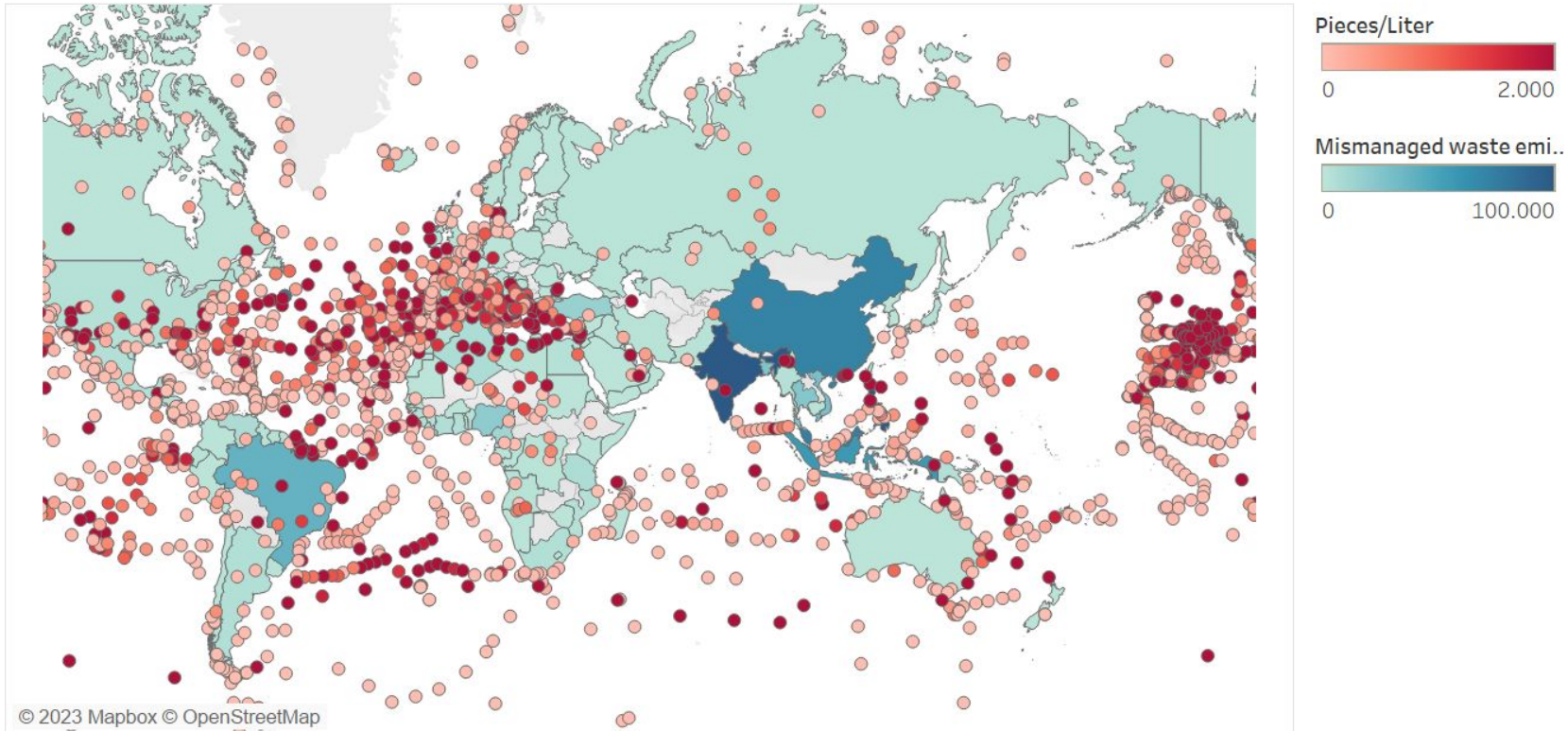
Latin American countries with the most threatened fish species



Coast to area ratio vs. Percentage of mismanaged waste emitted to the ocean



Mismanaged waste per country vs. Microplastics found



Links used to find data sets:

Group Data Fish

Victoria:

1. <https://reefs.com/magazine/aquarium-fish-mortality-rates-of-fishes-in-captivity/>
2. <https://www.saltwateraquariumblog.com/aquarium-industry-statistics/>

Simon:

1. <https://www.statista.com/statistics/1188715/ocean-floor-mapped-by-region/>
2. <https://stats.oecd.org/index.aspx?datasetcode=OCEAN>

Patrick:

1. [https://globalfishingwatch.org/map/?latitude=31.222231287210633&longitude=40.61461556644349&zoom=1.1364350748108678&start=2023-03-09T00%3A00%3A00.000Z&end=2023-06-09T00%3A00%3A00.000Z&dvIn\[0\]\[id\]=fishing-ais&dvIn\[0\]\[cfg\]\[vis\]=true&dvIn\[0\]\[cfg\]\[clr\]=%23FF6854&dvIn\[0\]\[cfg\]\[colorRamp\]=red&dvIn\[1\]\[id\]=vms-with-png&dvIn\[1\]\[cfg\]\[vis\]=false&dvIn\[2\]\[id\]=basemap&dvIn\[2\]\[cfg\]\[basemap\]=satellite&sidebarOpen=true](https://globalfishingwatch.org/map/?latitude=31.222231287210633&longitude=40.61461556644349&zoom=1.1364350748108678&start=2023-03-09T00%3A00%3A00.000Z&end=2023-06-09T00%3A00%3A00.000Z&dvIn[0][id]=fishing-ais&dvIn[0][cfg][vis]=true&dvIn[0][cfg][clr]=%23FF6854&dvIn[0][cfg][colorRamp]=red&dvIn[1][id]=vms-with-png&dvIn[1][cfg][vis]=false&dvIn[2][id]=basemap&dvIn[2][cfg][basemap]=satellite&sidebarOpen=true)
2. <https://ourworldindata.org/fish-and-overfishing#how-is-overfishing-changing-over-time>

Victor:

1. <https://ourworldindata.org/grapher/mismanaged-plastic-waste-per-capita>
2. <https://ourworldindata.org/grapher/plastic-waste-emitted-to-the-ocean>
3. <https://www.kaggle.com/datasets/darshanprabhu09/countries-economy-gdp-and-everything?resource=download>
4. <https://noaa.hub.arcgis.com/datasets/noaa::marine-microplastics/explore?location=3.212022%2C-42.259465%2C2.67>
5. <https://ourworldindata.org/grapher/per-capita-ocean-plastic-waste>

Leeza:

1. <https://www.statista.com/statistics/978626/countries-highest-number-threatened-fish-species-latin-america/>
2. https://stats.oecd.org/Index.aspx?DataSetCode=WILD_LIFE

Gina:

1. <https://www.statista.com/statistics/299590/percentage-of-coral-reef-area-in-marine-protected-areas-by-region/>
2. <https://www.statista.com/statistics/299582/percentage-of-coral-reef-area-threatened-by-region/>
3. <https://www.statista.com/statistics/299627/marine-protected-areas-for-coral-reefs-worldwide-by-region/>